

Laser Module LC-LMD-650-02

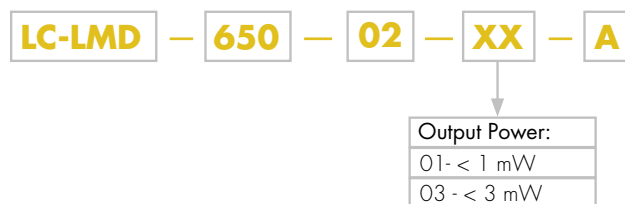
Ø 6.2 mm, 650 nm Laser Module

Features

1. APC (auto power control) IC inside
2. Low current consumption of the APC circuit
3. Surge current protection
4. High quality lens for output beam



Part No. Indications



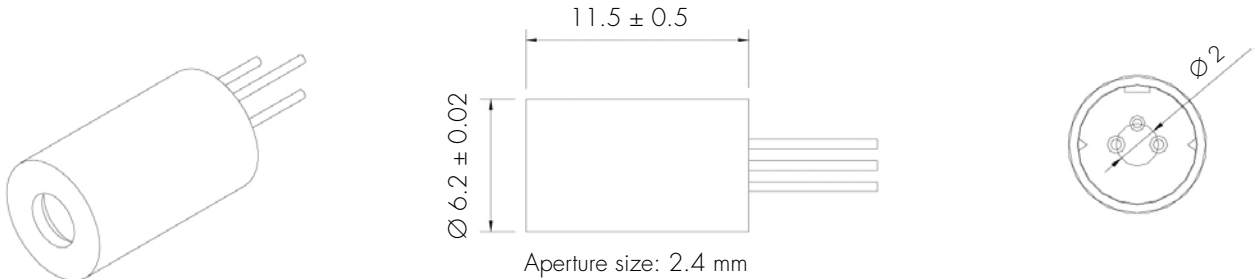
Absolute Maximum Ratings

Item	Symbol	Rating	Unit
Power supply voltage	V_{CC}	3.3	V
Laser module optical output power	P_o	01	mW
		03	
Operation temperature	T_{opr}	0 ~ 40	°C
Storage temperature	T_{stg}	0 ~ 60	°C

Electrical and Optical Characteristics ($T_c = 25\text{ }^\circ\text{C}$)

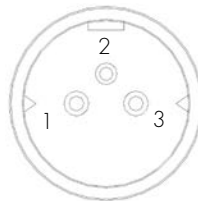
Item	Symbol	Min.	Typ.	Max	Unit	Condition	
Wavelength	λ	01	-	655	-	nm	$P_o = < 1\text{ mW}$
		03	-	-	-	-	$P_o = < 3\text{ mW}$
Operation current	I_{op}	01	-	-	35	mA	$P_o = 1\text{ mW}$ $V_{cc} = 3\text{ V}$
		03	-	-	-	-	$P_o = 3\text{ mW}$ $V_{cc} = 3\text{ V}$
Operation voltage	V_{op}	2.5	-	3.3	Volt		
laser beam spot size at 10 m						< 10 mm	
Divergence angle						1.1 mrad	
Mean time to failure (MTTF) 3 mW 25 °C						>10000 hrs	

Outline Dimensions (Units: mm)



Pin Assignment

Pin 1: V_{cc}
Pin 2: GND
Pin 3: NC



A type: Heat sink stand (-)